

FEATURES

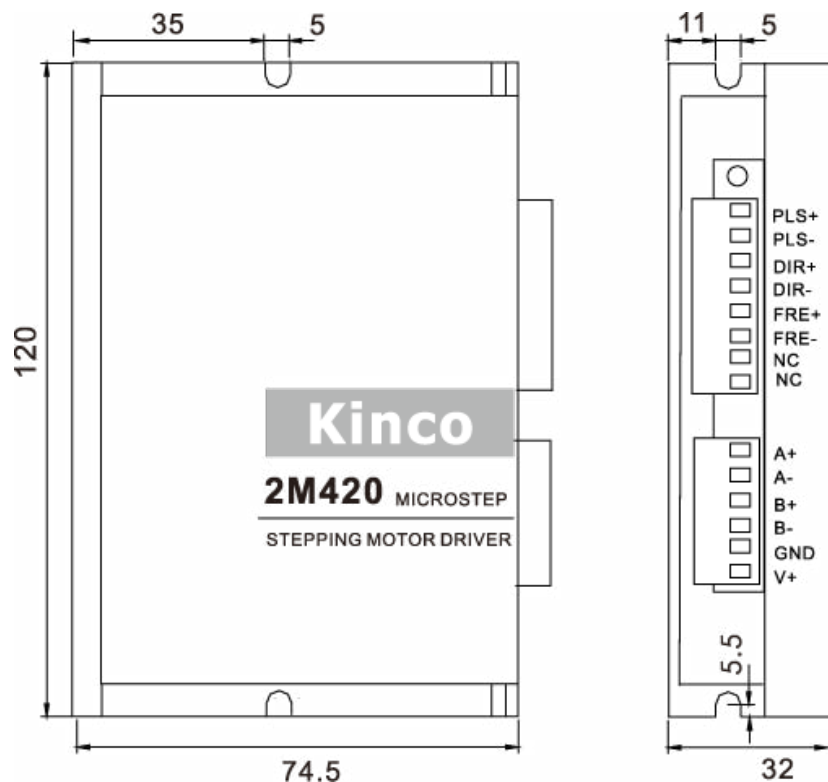
- Supply Voltage 24 ~ 40 DC
- Output Phase Current 0.3 ~ 1.2A
- Control Signal Input Current 6 ~ 16mA
- Cooling Method (Natural Air Cooling)
- Operating Temperature -10° C- +45° C
- Operating Humidity 85%
(Non-Condensing or Water Drops)
- Weight 0.4Kg



DESCRIPTION

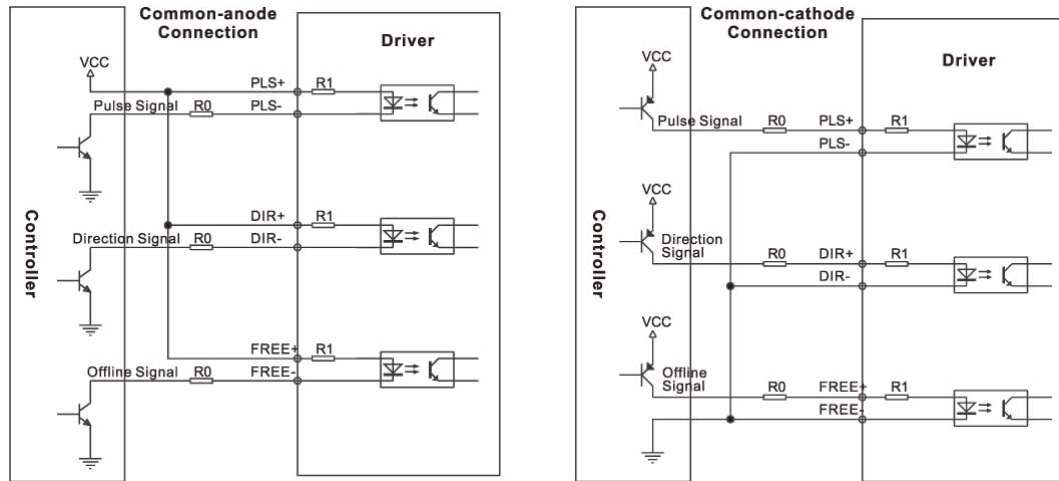
The 2M420 Series Stepper Driver provides improved dynamic drive performance. This series drive accepts 24~40VDC input, with up to 1.2 Amps per phase, and provides users with a step resolution of up to 51,200 steps per revolution. As a additional feature, this drive provides users with the ability to select an auto reduce current setting which helps reduce power consumption and motor heat, while improving motor lifetime. Also, the isolation inputs helps minimize interference from external electrical equipment as well as improving performance.

DIMENSIONS

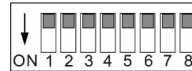


(Units Are In mm)

L011311



Front View



Serial Number	Function of ON	Function of OFF
DIP1-DIP4	Subdivision Setting	Subdivision Setting
DIP5	Half Current of Static Current	Full Current of Static Current
DIP6-DIP8	Output Current Setting	Output Current Setting

The Subdivision Setting Table			DIP1 is ON	DIP1 is OFF
DIP2	DIP3	DIP4	Subdivision	Subdivision
ON	ON	ON	---	2
OFF	ON	ON	4	4
ON	OFF	ON	8	5
OFF	OFF	ON	16	10
ON	ON	OFF	32	25
OFF	ON	OFF	64	50
ON	OFF	OFF	128	100
OFF	OFF	OFF	256	200

Current Regulation

The Output Phase Current Setting Table			
DIP6	DIP7	DIP8	Output Current
ON	ON	ON	0.3A
ON	ON	OFF	0.6A
ON	OFF	ON	0.8A
ON	OFF	OFF	1.2A
OFF	ON	ON	1.4A
OFF	ON	OFF	1.6A
OFF	OFF	ON	1.00A
OFF	OFF	OFF	1.20A