



FEATURES

- **Digital Outputs: 16 Channels**
- **Powered by Expansion Bus**
- **16 Channels (8 Channels/Group)**
- **Power Supply: 24VDC**
- **16 Relay Outputs (16DR)**
- **16 Transistor PNP Outputs (16DT)**
- **16 Transistor NPN Outputs (16DTN)**

DESCRIPTION

The K622S Expansion Modules are offered with 16 Digital Outputs. The optional expansion modules are attached to the K615S CPU to expand beyond the onboard outputs. The K615S CPUs can handle up to 272 I/O points with a maximum of 16 K6S expansion modules.

SPECIFICATIONS

Parameter	K622S-16DT
Overview	Module for 16-channel PNP-type digital outputs.
Output Type	Transistor PNP Output (source type)
Channels	16 channels (8 channels / group)
Power Supply	Powered by Expansion Bus
Output Voltage	DC20.4V-DC28.8V
Output Current per Channel	300mA @ 24VDC
Output Leakage Current	10uA
Output Impedance	0.20Ω
Output Delay	Turn-on <30us Turn-off <50us
Protection	Inductive load output protection Output polarity reversal protection Short-circuit protection
Isolation	Optical Isolation, 500VAC/min

Parameter	K622S-16DR
Overview	Module for 16-channel relay-type outputs.
Output Type	Relay-type output
Channels	16 channels (4 channels / group)
Power Supply	Powered by Expansion Bus
Permissible Load Voltage	DC24V / AC250V
Current with Resistive Load	2A per point, 4A per group 1A per point, 4A per group
Current with Capacitive Load	1A per point, 4A per group
Output Delay	Turn-on \leq 10ms Turn-off \leq 5ms
Expected Mechanical Lifespan	No-load 20,000,000 times (1200 times/min)
Expected Electrical Lifespan	Rated load 1,000,000 times (6 times/min)
Isolation	Relay isolation Isolation voltage 2000Vms

Parameter	K622S-16DTN
Overview	Module for 16-Channel NPN-Type Digital Outputs
Output Type	Transistor NPN Output (Sink Type)
Channels	16 (4 channels / set, a total of 4 sets)
Rated Output Voltage	DC24V, allowable range: DC20.4V~DC28.8V
Output Current	Max, 300mA@24VDC
Output Leakage	10uA, Max
Output Impedance	0.3 Ω , Max
Output Delay	Turn-on \leq 30us Turn-off \leq 50us
Protection	Inductive load output protection Short circuit protection Output polarity reversal protection, allowing the application of reverse polarity signals at the output terminal for up to 10 seconds.
Channel Parallel	Only support between channels with in the same group.
Isolation	Optoelectronic Isolation, 500VAC/minute
Status Indication	Corresponding LED lights up in green when an output signal is valid.

L012001

K622S Output Expansion Modules



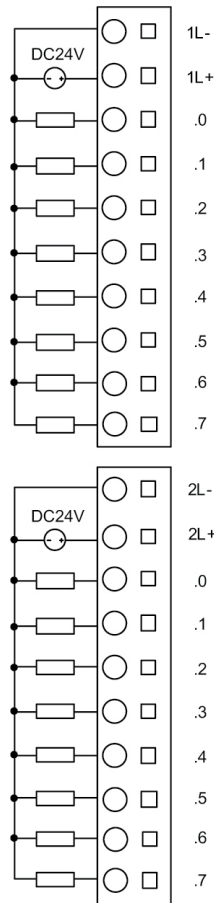
(Example of Expansion Modules Connected Together)



EXPANSION

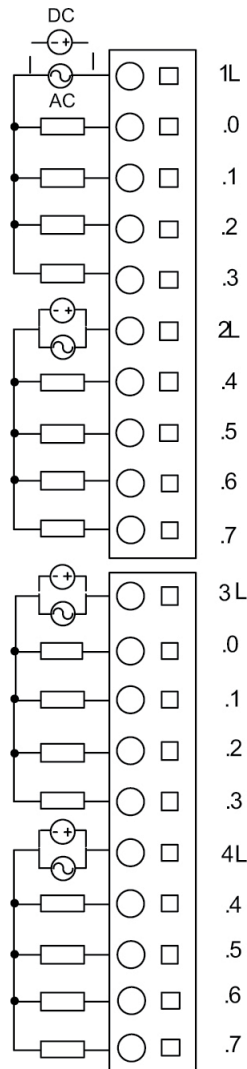
WIRING DIAGRAM

K622S-16DT

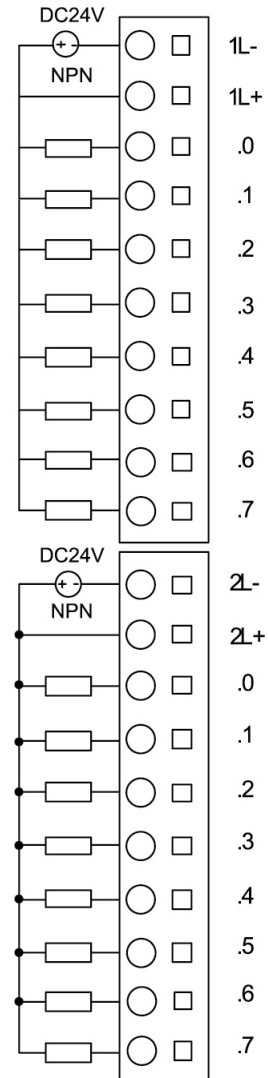


L012001

K622S-16DR



K622S-16DTN



DIMENSIONS

